


Everything on a Waffle



By

Polly Horvath

A Novel Study
by Joel Michel Reed

Everything on a Waffle

By Polly Horvath




Table of Contents

Suggestions and Expectations	3
List of Skills	4
Synopsis / Author Biography	5
Student Checklist	6
Reproducible Student Booklet	7
Answer Key	49

About the author: Joel Reed has over 50 published novel studies and is the co-author of three novels. For more information on his work and literature, please visit the websites www.reedpublications.org and www.novelstudies.org.

Copyright © 2016 Joel Reed
All rights reserved by author.
Permission to copy for single classroom use only.
Electronic distribution limited to single classroom use only.
Not for public display.

Everything on a Waffle

By Polly Horvath

Suggestions and Expectations

This curriculum unit can be used in a variety of ways. Each chapter of the novel study focuses on two or three chapters of *Everything on a Waffle* and is comprised of five of the following different activities:

- Before You Read
- Vocabulary Building
- Comprehension Questions
- Language Activities
- Extension Activities

Links with the Common Core Standards (U.S.)

Many of the activities included in this curriculum unit are supported by the Common Core Standards. For instance the *Reading Standards for Literature, Grade 5*, makes reference to

- a) determining the meaning of words and phrases. . . including figurative language;
- b) explaining how a series of chapters fits together to provide the overall structure;
- c) compare and contrast two characters;
- d) determine how characters . . . respond to challenges;
- e) drawing inferences from the text;
- f) determining a theme of a story . . . **and many others.**

A principal expectation of the unit is that students will develop their skills in reading, writing, listening and oral communication, as well as in reasoning and critical thinking. Students will also be expected to provide clear answers to questions and well-constructed explanations. It is critical as well that students be able to relate events and the feelings of characters to their own lives and experiences and describe their own interpretation of a particular passage.

A strength of the unit is that students can work on the activities at their own pace. Every activity need not be completed by all students. A **portfolio cover** is included (p.7) so that students may organize their work and keep it all in one place. A **Student Checklist** is also included (p.6) so that a record of completed work may be recorded.

Themes which may be taught in conjunction with the novel include growing up, perseverance when facing difficult circumstances, (dysfunctional) families and family relationships, putting right to a wrong.

Everything on a Waffle

By Polly Horvath

List of Skills

Vocabulary Development

1. Locating descriptive words / phrases
2. Listing synonyms/homonyms
3. Identifying / creating *alliteration*
4. Use of capitals and punctuation
5. Identifying syllables
6. Identify *foreshadowing*.
7. Identify *personification*
8. Use of singular / plural nouns
9. Listing compound words
10. Identifying parts of speech
11. Determining alphabetical order
12. Identify *anagrams*
13. Identify/create *similes*

Setting Activities

1. Summarize the details of a setting

Plot Activities

1. Complete a *time line* of events
2. Identify conflict in the story
3. Complete a Five W's Chart
4. Identify *cliffhangers*
5. Identify the climax of the novel.

Character Activities

1. Determine character traits
2. Complete a character comparison
2. Relating personal experiences

Creative and Critical Thinking

1. Research
2. Write a newspaper story
3. Participate in a talk show
4. Conduct an interview
5. Write a description of personal feelings
6. Write a book review
7. Complete an Observation Chart

Art Activities

1. A Storyboard
2. Create a collage
3. Create an Information Card
4. Design a cover for the novel
5. Create a comic strip

Everything on a Waffle

By Polly Horvath

Synopsis

Primrose Squarp simply knows her parents did not perish at sea during a terrible storm, but try convincing the other residents of Coal Harbour on that score. For all practical purposes, at least for the time being, Primrose is an orphan, and there's no great clamoring of prospecting adopters. After realizing the impracticality of continuing to pay Miss Perfidy an hourly wage to babysit her, the town council is able to locate a relative, Uncle Jack, who reluctantly takes Primrose into his care. But true sanctuary can always be found at a restaurant called The Girl in the Swing, where everything – including lasagna – is served on a waffle. (The Publisher)

A complete synopsis and other helpful reviews can be found on the following website:
https://en.wikipedia.org/wiki/Everything_on_a_Waffle

Author Biography

Polly Horvath

Polly Horvath is an American-Canadian author of novels for children and young adults. She won the 2003 *U.S. National Book Award* for Young People's Literature for *The Canning Season*, published by **Farrar, Straus and Giroux**.

Horvath was born and raised in Kalamazoo, Michigan. She's been writing since the age of eight. She attended college in Toronto as well as the Canadian College of Dance. She lived in New York City and Montreal before settling on southern Vancouver Island in British Columbia.


Horvath once declared: "I don't have that much fun writing them. I have the most fun when I'm on the last page."

She is married to Arnie Keller. They have two daughters, Emily and Rebecca.

Courtesy of Wikipedia: https://en.wikipedia.org/wiki/Polly_Horvath



Everything on a Waffle



By Polly Horvath

Name: _____

Everything on a Waffle

By Polly Horvath

My Parents Are Lost at Sea - I Move To Uncle Jack's



Before you read the chapter:

Briefly predict what you believe the plot-line of *Everything on a Waffle* will be about.



Vocabulary:

Write the definitions for each the following words found in the first two chapters. Once you have completed your definitions, check a dictionary to see if your answers are correct.

Perpendicular	
Necessity	
Aristocracy	
Anecdote	
Fortuitous	
Imposition	
Bereavement	

Questions



1. Describe the **setting** of the story as Chapter One begins.

2. In your own words, briefly describe what you think best describes a family.

3. What was the strange odor that permeated through Miss Perfidy's house?

--

4. Do you believe it's important for Primrose to remain hopeful that her parents are still alive, despite the fact that everyone else thinks they perished at sea?

5. Using resources from your school library or the Internet, briefly describe what is commonly known as the **five** stages of grief (also known as the *Kubler-Ross* theory).



Language Activity

A. Foreshadowing is a literary device used by authors to provide clues for the reader so that they are able to predict what might occur *later* in the story. How might the following statement from Chapter One be considered an example of this literary device? *"I don't know what you think the story of Jonah is about, Miss Perfidy," I said. "But to me it is about how hopeful the human heart is. I am certain my parents, if not in the belly of a whale, are wondering how I am doing and trying to get home to me!"*

B. Copy out any three sentences from these chapters and underline the **nouns** and circle the **pronouns**.

Fascinating Facts







The story of Jonah [mentioned in Chapter One] is actually found in the *Book of Jonah* in the Old Testament. The Bible tells the story of a man named Jonah, who was cast into the sea by his fellow shipmates, and was forced to spend three days inside the belly of a whale. He was eventually vomited out of the whale's mouth after praying to God for deliverance.



C. Identify The Whale Species

Using resources from your school library or the Internet, research the following whale species listed in the box below and match each name with their picture.

1. Blue Whale		3. Sperm Whale		5. Narwhal	
2. Beluga Whale		4. Gray Whale		6. Killer Whale	

<p>A)</p> 	<p>B)</p> 
<p>C)</p> 	<p>D)</p> 
<p>E)</p> 	<p>F)</p> 

Extension Activity

Storyboard

A storyboard is a series of pictures that tell about an important event in a story. A storyboard can tell the story of only one scene – or the entire novel.

Complete the storyboard below illustrating the events described in the first two chapters of our novel. You may wish to practice your drawings on a separate piece of paper.

1	2
3	4
5	6