


# The Wizard of Oz




By

L. Frank Baum

A Novel Study  
by Nat Reed

# The Wizard of Oz

By L. Frank Baum



## Table of Contents


Suggestions and Expectations .....	3
List of Skills .....	4
Synopsis / Author Biography .....	5
Student Checklist .....	6
Reproducible Student Booklet .....	7
Answer Key .....	66

**About the author:** Nat Reed has been a member of the teaching profession for more than 30 years. He is presently a full-time instructor at Trent University in the Teacher Education Program. For more information on his work and literature, please visit the websites [www.reedpublications.org](http://www.reedpublications.org) and [www.novelstudies.org](http://www.novelstudies.org).

Copyright © 2013 Nat Reed  
All rights reserved by author.  
Permission to copy for single classroom use only.  
Electronic distribution limited to single classroom use only.  
Not for public display.

# The Wizard of Oz

By L. Frank Baum



## Suggestions and Expectations

This 71 page curriculum unit can be used in a variety of ways. Each chapter of the novel study focuses on two chapters of *The Wizard of Oz* and is comprised of four different activities:

- Before You Read
- Vocabulary Building
- Comprehension Questions
- Language and Extension Activities

A principal expectation of the unit is that students will develop their skills in reading, writing, listening and oral communication, as well as in reasoning and critical thinking.

### Links with the Common Core Standards (U.S.)

Many of the activities included in this curriculum unit are supported by the Common Core Standards. For instance the *Reading Standards for Literature, Grade 5*, makes reference to

- a) determining the meaning of words and phrases. . . including figurative language;
- b) explaining how a series of chapters fits together to provide the overall structure;
- c) compare and contrast two characters;
- d) determine how characters . . . respond to challenges;
- e) drawing inferences from the text;
- f) determining a theme of a story . . . **and many others.**


Students can work on the activities at their own pace. Every activity need not be completed by all students. A **portfolio cover** is included as well as a **Student Checklist**.

**Themes and topics** which may be taught in conjunction with the novel include Kansas, cyclones, travel/mysterious destinations, hot air balloons, lions, friendship and sacrifice, courage, perseverance and personal growth, overcoming hardships and *there's no place like home*.

Additional icons provided by <http://robinweatherall.co.uk>

# The Wizard of Oz

By L. Frank Baum



## List of Skills

### Vocabulary Development

1. Locating descriptive words / phrases
2. Listing synonyms/homonyms
3. Identifying / creating *alliteration*
4. Use of capitals and punctuation
5. Identifying syllables
6. Identify *anagrams*
7. Identify *personification*
8. Use of singular / plural nouns
9. Listing compound words
10. Identifying parts of speech
11. Determining alphabetical order
12. Identification of root words
13. Identify/create *similes*
14. Identification of a *cliffhanger*

### Setting Activities

1. Summarize the details of a setting

### Plot Activities

1. Complete a *time line* of events
2. Identify conflict in the story
3. Identify the climax of the novel
4. Five W's Chart

### Character Activities

1. Determine character traits
2. Protagonists
3. Relating personal experiences
4. Comparing two Characters

### Creative and Critical Thinking


1. Research
2. Write a newspaper story
3. Write a letter to a friend
4. Complete an Observation Chart
5. Conduct an interview
6. Write a description of personal feelings
7. Write a book review
8. Complete a KWS Chart

### Art Activities

1. A Storyboard
2. Create a collage
3. Design a cover for the novel
4. Design an Information Card

# The Wizard of Oz

By L. Frank Baum




## Synopsis

Dorothy thinks she's lost forever when a tornado whirls her and her dog, Toto, into a magical world. To get home, she must find the wonderful wizard in the Emerald City of Oz. On the way she meets the Scarecrow, the Tin Woodman and the Cowardly Lion. But the Wicked Witch of the West has her own plans for the new arrival - will Dorothy ever see Kansas again? [The Publisher]

## Author Biography

*L. Frank Baum*

**L. Frank Baum (1856 – 1919)** was an American author of children's books. Best known for writing **The Wonderful Wizard of Oz**, he also wrote thirteen sequels to this classic masterpiece and nine other fantasy novels. In total he wrote 55 novels. Born in Chittenango, New York, he was the seventh of nine children. His father made a fortune in the oil fields of Pennsylvania.




Frank Baum had a lifelong fascination with the theatre, writing a number of scripts and producing several plays. For a time he ran a newspaper in South Dakota, and then wrote for *The Saturday Evening Post* when he and his family (wife and four children) lived in Chicago. In 1900 he wrote and had published, **The Wonderful Wizard of Oz**, which was an immediate success. Two years later Baum and Paul Tietjens collaborated on a stage musical version of the novel, which was also very successful.

Baum and his family moved to Hollywood and in 1914 started his own film production company. He suffered a stroke in 1919 and died the following day, nine days short of his 63<sup>rd</sup> birthday.

# The Wizard of Oz

By L. Frank Baum




## Student Checklist

Student Name: \_\_\_\_\_

Assignment	Grade / Level	Comments

# The Wizard of Oz




*By L. Frank Baum*

Name: \_\_\_\_\_

# The Wizard of Oz

By L. Frank Baum



## Chapters 1 - 2



### Before you read the chapter:

The **protagonist** in most novels features the main character or “good guy”. The protagonist of *The Wizard of Oz* is Dorothy, a feisty young girl who experiences many exciting adventures as the story unfolds. Think back on some of your favorite characters from past novels you have read or movies you’ve seen. What do you think makes for an especially interesting **protagonist**?




### Vocabulary:

Choose a word from the list to complete each sentence.

garret	gaunt	solemn	resolved	dismal
luscious	hesitation	evident	bondage	greensward

1. Despite the draught, there were lovely patches of \_\_\_\_\_ all over the estate.
2. After not eating for a week my uncle began to look very \_\_\_\_\_.
3. Jerome baked a \_\_\_\_\_ apple pie for dessert.
4. There was only one window in the tiny \_\_\_\_\_, and it was covered over with plywood.
5. I'm sorry to say that my mark in math was quite \_\_\_\_\_.



6. Without a moment's \_\_\_\_\_, the old pirate drew his sword and waved it in front of our faces.
7. A funeral is usually a most \_\_\_\_\_ occasion.
8. "I am \_\_\_\_\_ never to enter a candy store again," my sister announced.
9. The village was kept in \_\_\_\_\_ by King Kong for several long years.
10. It was quite \_\_\_\_\_ that no one thought Miss McGregor was a good teacher.

## Questions

1. What is the **setting** of Chapter One and Chapter Two?

Chapter 1	
Chapter 2	

### **Good to Know**

What is the difference between a **cyclone** (mentioned in Chapter One), a **hurricane**, **tornado** and **typhoon**? A **cyclone** is any rotating low pressure system (rotating counter-clockwise in the northern hemisphere). **Hurricanes**, **tornadoes** and **typhoons** are the same but get their names from where they exist. For example, the tropical cyclone is called a **hurricane** over the Atlantic basin and eastern Pacific Ocean, while in the western Pacific is called a **typhoon**.



2. What effect did farming on the Kansas prairie have on Aunt Em and Uncle Henry?


3. Do you think Aunt Em acted responsibly when the cyclone was approaching the farm? Why or why not?


4. What happened that made Dorothy not get to the cellar before the cyclone struck the house?


5. The house was carried by the cyclone for:

- a) several days    b) 15-20 minutes    c) several hours    d) one hour

6. Dorothy ended up in the Land of the \_\_\_\_\_, where her house landed on the Wicked Witch of the \_\_\_\_\_.

7. Dorothy was told that the Land of Oz was cut off from the rest of the world. What was it that cut them off in this way?


8. What did Dorothy wish to do more than anything else?


9. What did the Witch of the North suggest that Dorothy should do next? Why?




## Language Activities

### A. Design a Brochure

Unfortunately, the author of *The Wizard of Oz*, L. Frank Baum, does not give the reader a very good impression of the state of Kansas. It is even possible that the novel had a harmful effect on the tourism industry in this beautiful part of the United States. Imagine that the governor of Kansas approached you and your classmates and asked you to design a brochure to advertise the many attractions of his state, so that people around the world would be tempted to visit this lovely locale.



Using resources in your school library or on the Internet your task is to design a **brochure** advertising the many wonderful attractions of the state of Kansas – one that will help draw even more travelers there. You may wish to examine different samples of brochures before beginning your project. The front cover should feature a title and colored picture. The inside of the brochure should feature at least four fascinating features of the state that will entice people to travel there as soon as they possibly can.

**B. Personification** is giving human qualities to something that is not human. In Chapter One when describing the storm, the author states, "... across the room there came a great shriek from the wind..." In this sentence the wind is given human characteristics (it shrieks).

a) Why do you think personification is a literary device used by many authors?


b) Create your own example of personification.


## Extension Activity

### Storyboard

A storyboard is a series of pictures that tell about an important event in a story. A storyboard can tell the story of only one scene – or the entire novel.

Complete the storyboard below illustrating the events described in the first two chapters of *The Wizard of Oz*. You may wish to practice your drawings on a separate piece of paper.



1	2
3	4
5	6